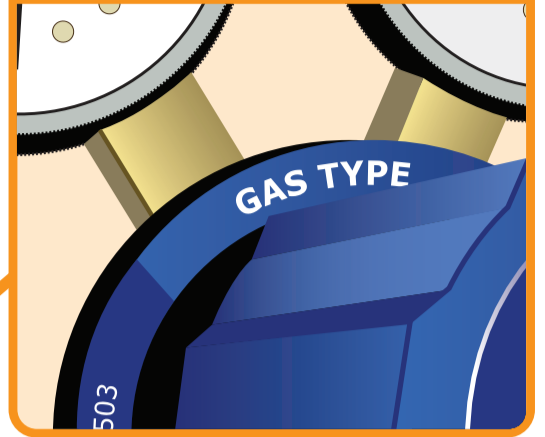


Know Your Regulator

Date / Code
Stamped on the rear or sides of regulator, replace regulator after five years or as per date stamp shown



Gas Type
The regulator has to be specific to the gas being used



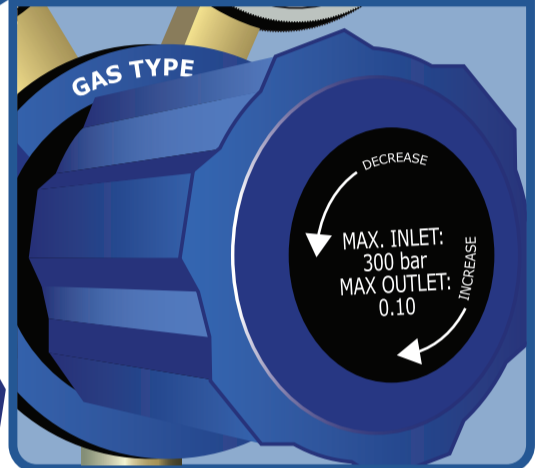
Cylinder Contents Gauge

Outlet Pressure Gauge

Gauge Scale
Outside scale is measured in bar, inner scale is measured in psi.
1 bar = 14.5 psi approx



Pressure Adjust Screw
Check that this screws fully in & out & stays fixed to the body




GAS TYPE

MAX. INLET: 300 bar
MAX. OUTLET: 0.10

Regulator Outlet
Check: Uncontaminated, thread is undamaged & is free from oils, greases & PTFE tape

'for adapted fitting seek specialist advice'



Maximum Inlet Pressure
This is never to be exceeded



Bull Nose

Check: Uncontaminated, thread is undamaged & is free from oils, greases & PTFE tape

EN ISO Standard
Standard ISO 2503



Leak Detector Spray

Only use approved leak detector fluids that are compatible with oxygen. Do not use soap solutions! Leak checking is an obligation imposed on the user by Codes of Practice

